

Lives, Potential & Opportunities

El Paso Portraits:

WOMEN'S LIVES, POTENTIAL & OPPORTUNITIES

A REPORT ON THE STATE OF WOMEN
IN EL PASO, TEXAS

MANUELA ROMERO, PH.D., UNIVERSITY OF TEXAS AT EL PASO
TRACY YELLEN, YWCA EL PASO DEL NORTE REGION



**eliminating racism
empowering women**

ywca

ywcaelpaso.org

YWCA El Paso Del Norte Region

I N V E S T I N W O M E N

The women of El Paso contain brilliant strength, determination and imagination. For so long, they have built beauty, joy and plenty from the scarce resources of this region.

But they continue to live in poverty and without the resources they need to improve significantly their lives and the lives of their families.

It is time to invest in El Paso women and girls.

El Paso Portraits: Women's Lives, Potentials and Opportunities was created to provide applied research to non-profit organizations and public-policy makers to help them develop the resources, programs and policies needed to improve the lives of women and girls in our community.

The Women's Fund of El Paso, Inc. was created as a direct result of the research provided in this report to invest in the economic future of El Paso women.

Your investment in the Women's Fund of El Paso - and other organizations that serve women and their families - will significantly improve the landscape of El Paso and of El Paso women and girls for generations to come.

"Our own success, to be real, must contribute to the success of others."
Eleanor Roosevelt

Table of Contents



Major Findings
Pages 2-3

Introduction
Pages 4-5

Women in El Paso
Pages 6-7

Women in the El Paso Economy
Pages 8-17

El Paso Women in Their Homes
Pages 18-23

El Paso Women's Health and Well-Being
Pages 24-28

Women in the El Paso Community
Page 29-30

Conclusion / Acknowledgments / About the Authors
Page 31

Data Sources
Page 32

Major Findings

El Paso Portraits: Women's Lives, Potential & Opportunities is a report prepared jointly by the University of Texas at El Paso and the YWCA El Paso Del Norte Region to determine the state of women in El Paso, Texas at the beginning of the 21st Century. The report includes an array of data collected from various sources, including the U.S. Census 2000. A brief snapshot of the report's major findings on the status of women in the El Paso community is provided below.

	El Paso	Texas	United States
Hispanic Population	78%	32%	12%
Foreign Born	27%	14%	11%
Speak English Only	27%	69%	82%
Speak Spanish	71%	27%	11%
Median Age	30	32	35
Women 25 years of age and older with less than 9th grade education	24%	11%	7%
Females with Associates, Bachelor's, Graduate or Professional Degree	19%	27%	30%
Employed Women	43%	54%	55%

Income

- The median income for Hispanic women in El Paso in 1999 was \$11,314; \$15,922 for Non-Hispanic White women; \$18,234 for Hispanic men; and \$30,594 for Non-Hispanic White men.

Employment

- El Paso had the most NAFTA-related job losses in the United States. Women experienced the majority of these job losses.
- From 1993 to 1997, the number of employees working for women-owned businesses increased dramatically from 10,000 to 37,000, and the sales and receipts reported by women-owned businesses doubled from \$743 million to \$2 billion. There are 8,405 women-owned firms in El Paso.

Households

- 53% of children living below poverty live in homes headed by single mothers. Female-headed family households account for 38,000 households in El Paso.
- Of the women surveyed for this report, 72% of single women with children and 46% of divorced women with children had incomes which qualified them as poverty stricken.

Seniors

- The growth of the 65 and older community in El Paso's outlying communities was 83%, the highest rate in the nation. 53% of this population is female and 15% is living alone.

Housing

- In El Paso, 21% of owners and 39% of renters spend more than 30% of their monthly income on housing.

Child Care

- Presently, more than 7,000 children are enrolled in Child Care Services in El Paso, the state-funded program providing child care subsidies for eligible low-income working families. More than 5,000 children are on the waiting list.

Teen Pregnancy

- The pregnancy rate for girls 13 to 17 in El Paso is 34.5 per 1,000 girls, decidedly higher than the state rate of 29.5 per 1,000 girls.

Education

- Twenty-four percent of women in El Paso who are 18 years of age and older have less than a 9th grade education, which is more than twice the percentage of females in Texas (11%) and more than three times the percentage of females in the United States (7%).
- 46% of unmarried mothers in El Paso have less than a high school diploma.

Health and Well-Being

- 54% of the women surveyed who did not have health insurance reported seeking health services in Juárez, and 19% reported going to the emergency room when they needed medical attention. 22% of those surveyed, including those with health insurance, go to Juárez to get prescription medicine.
- Fertility rates are nearly 12% higher in El Paso County than in Texas. Yet, nearly 40% of all pregnant women receive late or no prenatal care compared to about 20% in Texas.
- El Pasoans are more likely to contract Tuberculosis than other Texans, but are about ten times less likely to contract sexually transmitted diseases such as Gonorrhea and Chlamydia.
- The rate of diabetes in El Paso is 13%, twice as high as the national average.

Household

- The majority of women surveyed reported that they were mostly responsible for housekeeping, laundry, cooking, grocery shopping and child care.

Domestic Violence

- Approximately, 28,000 calls are received each year by the El Paso Police Department asking them to respond to domestic disturbances. Of these calls, about 5,800 result in domestic violence investigations and approximately 2,900 arrests.
- Although El Paso has one of the lowest murder rates in Texas, domestic violence related deaths make up approximately 39% of murders each year.

Leadership

- 30% of women surveyed felt that women's issues were not well represented in the El Paso community.
- A survey of ten boards of influential civic organizations and commissions in El Paso showed that only 23% of their membership were women.
- Currently in El Paso County, only 31% of elected officials are women.

Introduction

The 20th Century was marked by significant advancements by women in society. Women fought for the right to vote and to participate in politics and policy making, for wages equal to men and for the ability to compete in occupations that had once been the sole domain of men. These advancements transformed our communities, our workplaces and our homes.



Yet today, as we've entered a new millennium, the advances of the 20th Century have not translated into significant improvements in the quality of life for women and their families. In fact, El Paso women significantly lag behind men in almost all categories. They also lag behind their counterparts in Texas and the United States. From income and employment to educational attainment and health, women face enormous challenges, especially as so many live and raise children in poverty.

To build the picture of women in El Paso, we used Census and other sources of data to give us context for understanding women's lives. We hosted 20 focus group sessions that included a diverse group of women representative of El Paso and talked with them about their quality of life. We surveyed more than 560 women, mostly working outside the home, and asked them to answer a multitude of questions about their lives.

As a result of our research, we know that El Paso women share many similarities with women from Texas and across the United States. They have more choices and responsibilities than ever before. They are concerned about raising their children in a changing world, and they worry about their financial security. Yet there are profound differences - from income and education to marital status, ethnicity and access to opportunity - that distinguish the experience of women in El Paso from those in Texas and the U.S.

This report also speaks to the future of many communities in the United States. Nationally, there has been a dramatic shift in demographics. The Hispanic population has grown significantly, changing the culture and landscape of communities throughout Texas and the United States. This shift happened long ago in El Paso resulting in a community that is predominantly Hispanic. Accordingly, the picture of El Paso women developed in this report will be relevant to the national conversation about the contribution, participation and concerns of Hispanic women throughout the country.

By examining the data in this report, we hope that you will be moved to take action to create a better picture of El Paso women than the one before us now. We believe that this report is only as good as the action it inspires and the resources it leverages to improve the quality of life for women and girls in our community.

Note from the Authors...

- All statistical references in this report come from the U.S. Census 2000, unless otherwise noted.
- To be consistent with the U.S. Census, this report uses the term Hispanic, recognizing that Hispanics in El Paso consist primarily of individuals of Mexican-American origin.
- This report does not reflect the official views of the University of Texas at El Paso, YWCA El Paso Del Norte Region, or report sponsors. The authors take total responsibility for the information and content provided in this report.



Women in El Paso

El Paso Region

El Paso women and girls live in the center of the largest international metroplex in the world. Situated on the U.S./Mexico Border, the Paso del Norte Region is home to more than three million people residing in two countries, three states, three cities and numerous rural communities. Located in the Mexican state of Chihuahua, Ciudad Juárez is the largest of the three cities in the Paso del Norte Region. More than half of the region's population lives in Juárez, making it the fourth largest city in Mexico and the largest Mexican border community. As the fifth largest city in Texas, El Paso represents about one-third of the area's population. Las Cruces and Doña Ana County make up slightly less than one-tenth of the region's population. Las Cruces is the second largest city in New Mexico.



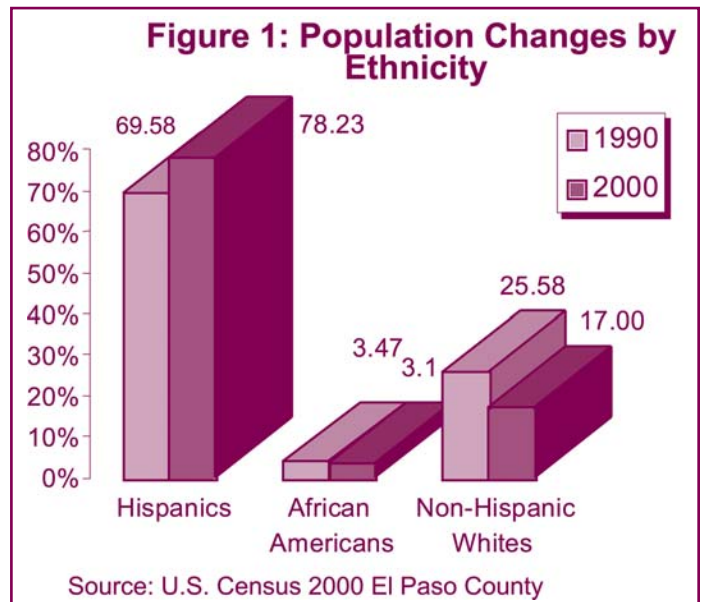
El Paso's place on the U.S./Mexico border makes it and the women who live here distinct and unique when compared to the rest of Texas and the nation. El Paso women are shaped by the geography and the two cultures that meet at the border.

Females represent just more than half of the 679,622 people who reside in El Paso County. There are slightly more Hispanic females (53%) than Hispanic males (47%), while there are slightly fewer Non-Hispanic White females (49%) than Non-Hispanic White males (51%).

Cultural Diversity

El Paso is a predominantly Hispanic community with 78% of the total population claiming Hispanic heritage. Only 16% of El Paso females are Non-Hispanic White, 2.5% are Black and 1.1% are Asian-American.

The size of the Hispanic population in El Paso County has shown a significant increase over the last decade, while the number of Non-Hispanic Whites has declined (see Figure 1). If population trends continue, the Texas State Data Center projects that Hispanics will account for 85% of the El Paso population in 2040, while Non-Hispanic Whites will account for only 11% of the population.



Age

Of the 254 counties in Texas, El Paso County has one of the youngest female populations (Texas State Data Center) with a median age of 30. There is a significant difference between median ages of females when ethnicity is considered - five of ten Hispanic females compared to three of ten Non-Hispanic White females are under the age of 30. Contrary to the younger population, for seniors, Non-Hispanic White females outnumbered Hispanic females 2 to 1.

Outmigration

It is important to note that the young population in El Paso has decreased in the past ten years as a percentage of the population, especially females between the ages of 18 to 34. Much of this decrease is due to the out-migration of young adults entering the workforce in other cities. While many metropolitan economies boomed in the 1990s partly as a result of the large migration of young, educated and talented adults, El Paso's economy remained stagnant during this period, leaving young professionals with few choices and jobs that paid significantly lower wages.



Immigration

Immigration to and through the Paso del Norte Region is an inextricable part of El Paso's history and demographics. Large numbers of immigrants from Mexico and other Latin American countries cross through the border daily. Some come to work in El Paso and then cross back to Mexico. Others, fleeing economic hardship in their home countries, come to El Paso seeking opportunities, jobs and education. **Twenty-seven percent of El Paso's population is foreign born compared to 14% in Texas and 11% in the United States** (Texas State Data Center). Only five other counties in Texas have higher percentages of foreign-born populations (Pharr, Presidio, Hudspeth, Hidalgo and Webb). Not surprisingly all of these are border communities.

Language

El Paso is a bilingual city whose cultural and economic life is vitally tied to both the English and the Spanish language. Twenty-seven percent of the El Paso population speaks English only, compared to 69% in Texas and 82% in the United States. Seventy-one percent of El Pasoans speak Spanish, compared to just 27% in Texas and 11% in the U.S. While many El Pasoans are fluent in both languages, 33% of El Pasoans reported speaking English "not well."

Women in the El Paso Economy

The 20th Century was marked by a transformation of the workplace. Today, women participate in and contribute to the economy more than ever. Occupations previously dominated by men or closed to women altogether are now acceptable occupations for women. El Paso's economy is no exception to the transformation of the American workplace. Almost every woman who participated in a focus group noted that access to opportunity in the workplace had changed for the better from the generation before.



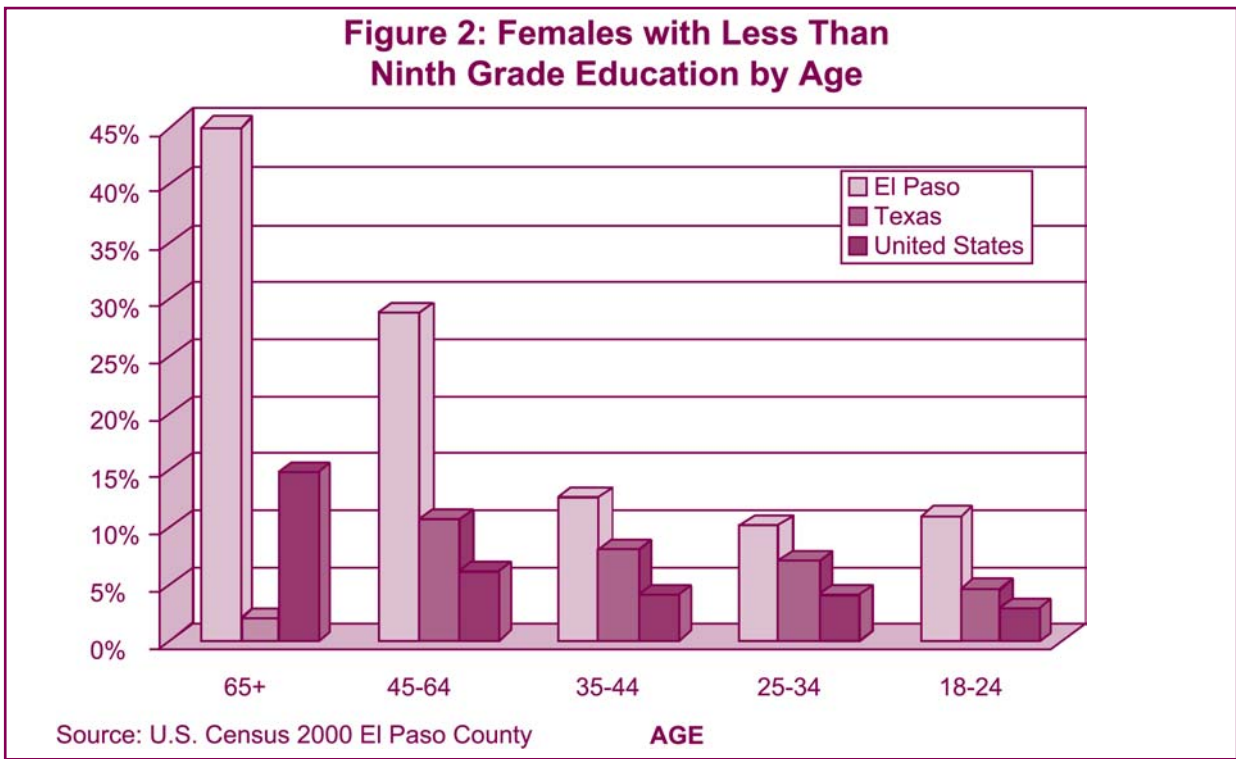
Education

Like no other time in our history, education is a key factor in providing access to the workplace and in determining a worker's salary. El Paso's economic base was once primarily built from the manufacturing sector. Jobs in the manufacturing sector, which in 1994 accounted for 50,000 jobs in El Paso, often did not require high school diplomas or English proficiency. With the globalization of the national economy in the 1990s, the manufacturing sector was decimated in El Paso, leaving thousands of workers displaced and unable to find replacement work because of poor education and the inability to speak the English language well.



As the city's economy restructures, an educated populace will be critical to building higher paying jobs that are not easily replaced in a globalized economy. It is clear from the 2000 Census Data that much work needs to be done to improve educational achievement and opportunity for women in El Paso.





El Paso's economy is distinctly impaired because of low educational achievement. **Twenty-four percent of women in El Paso who are 18 years of age and older have less than a 9th grade education, which is more than twice the percentage of females in Texas (11%) and more than three times the percentage of females in the United States (7%).** El Paso has a higher percentage of women without a 9th grade education in every age group than both Texas and the United States, although the gap is diminishing with this next generation (see Figure 2 and Figure 3).

El Paso women lag behind El Paso men in pursuing higher education. A higher percentage of El Paso females than males complete high school, and girls' student performance in El Paso is better than that of boys when measured according to the Texas Assessment of Academic Skills test in 2000-2001 (Figure 4 on page 10). Despite this, El Paso men outpace women in every category of achievement in higher education (Figure 5 on page 10).

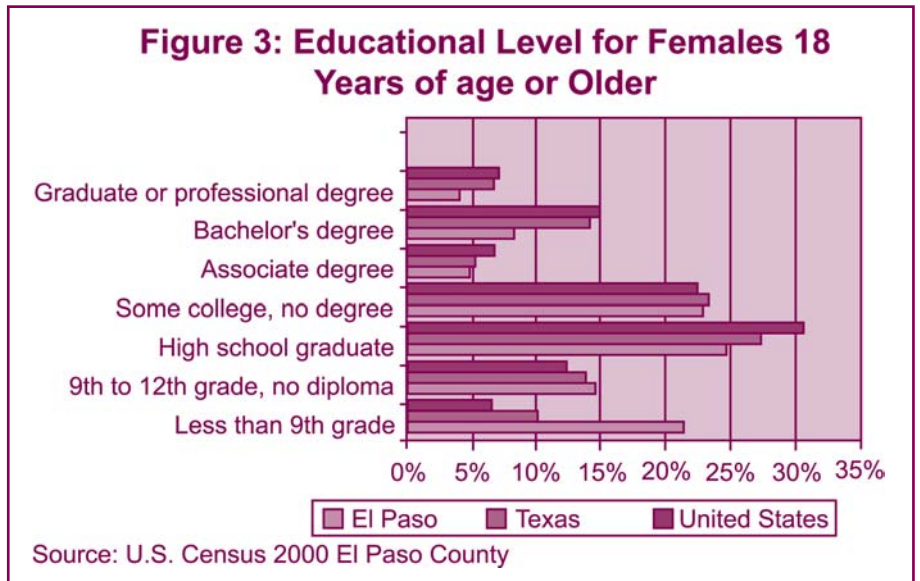
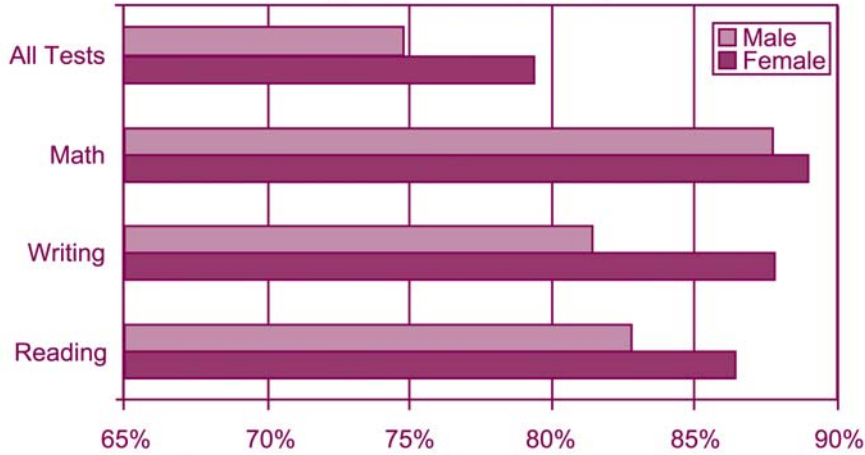


Figure 4: TAAS Percent Passing by Gender (Grades 3-8 & 10)



Source: Texas Education Agency: Academic Excellence Indicator System 2000-01 Region Performance Report

This follows an interesting national trend in which girls outperform boys in standardized tests, yet boys enroll and graduate from college at a higher rate than women.

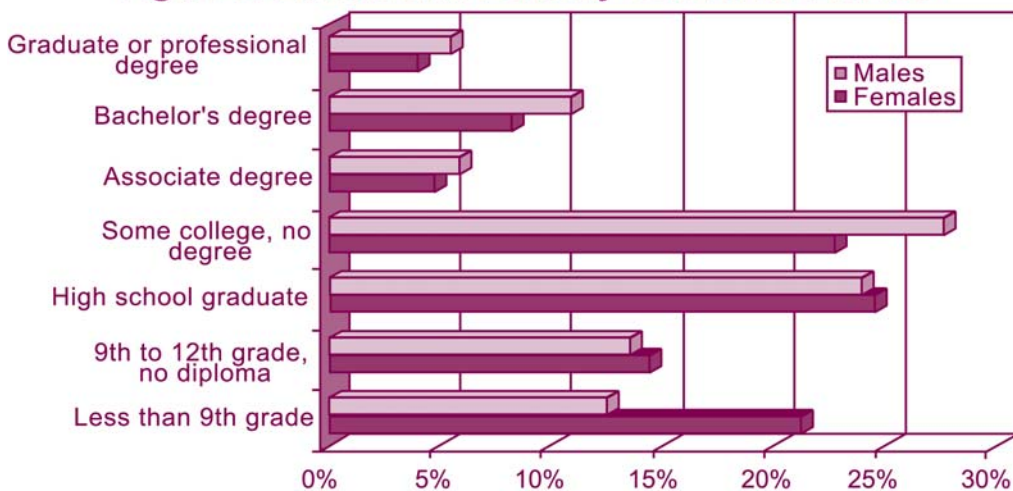
There are also differences in educational achievement when race and ethnicity are considered. **In El Paso, thirty-one percent of Hispanic women have less than a 9th grade education, compared to 3% of Non-Hispanic White women and 6% of African American women.** Hispanic women also have not achieved in higher education (14%) at the same rate as Non-Hispanic White women

(38%) and African American women (32%).

El Paso women want greater educational opportunities. Sixty-five percent of women surveyed responded that they were interested in furthering their education but only 10% were able to do so. Single women with children were the most likely to report wanting to pursue further education but cited family responsibilities, work and money as the top reasons for not doing so.

Further illuminating barriers to education, several women in focus group conversations commented that early child birth, child rearing and having to help struggling families by working at a young age kept them from pursuing a higher education. Many women also face the challenge of caring for aging parents. As testament to the challenges of pursuing education, one woman commented that her father "was the only one working. I'm the oldest of six. I saw that my parents were really struggling. So when I was 18, I dropped out of school and went to work in the factories." Another said, "Once you have a baby, that's it. Your life turns around...no more college."

Figure 5: Educational Level by Gender for El Paso*



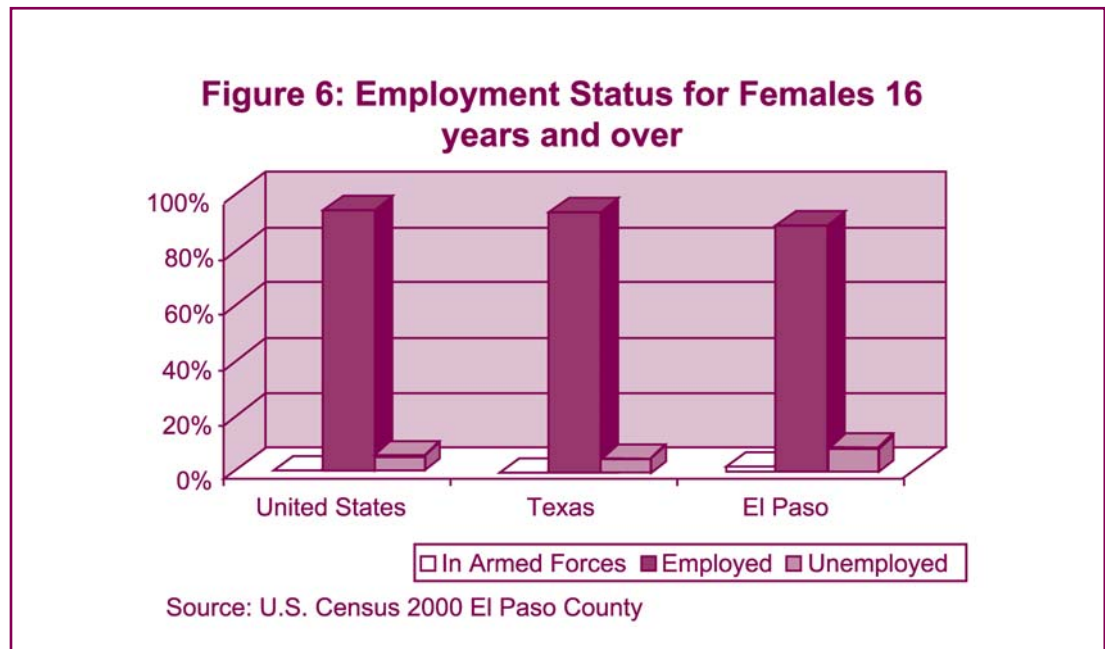
Source: U.S. Census 2000

* Population 18 years of age and older

Women's Employment in El Paso

Employed Women

Work is the means to provide for life's necessities and bounty, but it is also a way to build one's identity in the larger culture. Work is an expression of who we are and what we value. Of the 274,811 persons in El Paso County in the labor force, 45% are women. There is a larger percentage of females that are not in the labor force in El Paso County (52%) compared to Texas (44%) and the U.S. (42%). Of those women in the labor force, **a slightly larger percentage of women in El Paso are unemployed (10%) as compared to Texas (6%) and the U.S. (6%).** (see **Figure 6**). This means that almost twice as many women in El Paso as in Texas or the U.S. are employable yet are presently unemployed and looking for work.



The percentage of children under six years of age with both parents in

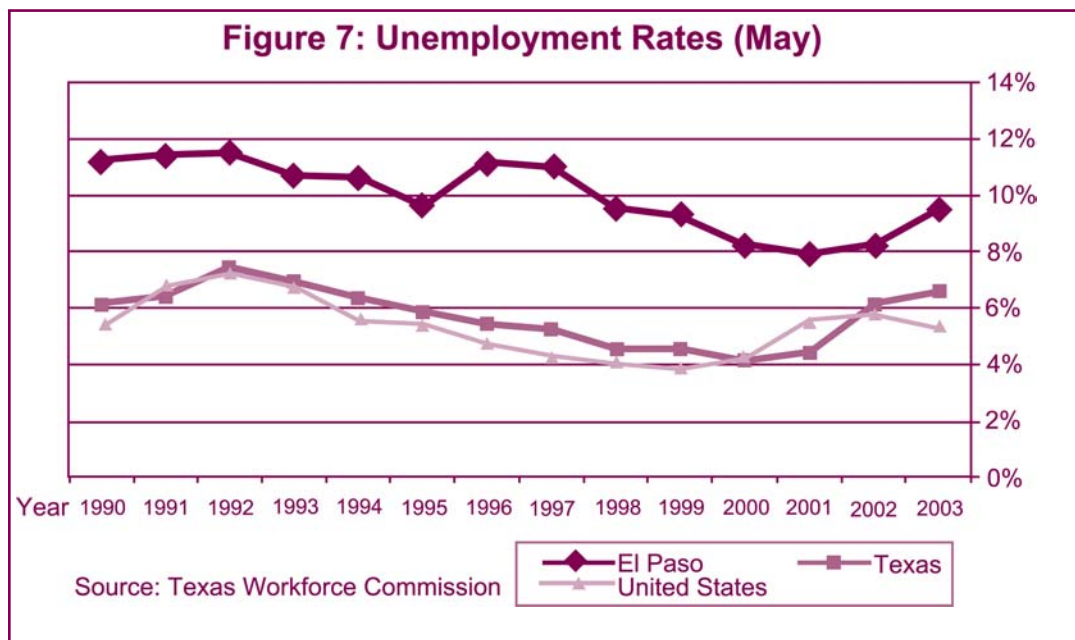
the labor force is slightly less for El Paso County (29%) than Texas (34%) and the U.S. (38%). The percentage of children under six years of age that are living with a single mother who is not in the labor force is twice as large for El Paso County (14%) as Texas (8%) and the U.S. (7%). El Paso women's attitudes about child rearing and work may account for some of these differences. A majority of the women surveyed believed that when a child is under school age, a woman should stay home or work part time. Only 17% believed a woman should work full time. Even after the youngest child starts school, most survey respondents preferred that a woman work only part time.

These attitudes may also be reflected in the amount of time that women work. Women in El Paso County are less likely to have full time jobs than men - 73% of women worked 35 or more hours per week compared to 86% of men who worked 35 or more hours per week. Twenty-two percent of women worked 15 to 34 hours per week compared to only 11% of men who worked 15 to 34 hours per week.



Unemployed Women

El Paso unemployment rates are historically much higher than Texas and the United States. During most of the 1990s, El Paso's unemployment rate was in the double digits, but began to decline towards the end of the century. Because of weakening in the national economy, unemployment in El Paso is again beginning to increase (see Figure 7). Of unemployed females in El Paso County, **almost half (49%) of all unemployed women are**



between the ages of 25 and 44 years of age. Of the El Paso women surveyed for this report, 64% reported that they felt that their job was secure, while 17% reported feeling that their job was not secure.

Displaced Working Women

In 1994, the North American Free Trade Agreement, signed by the United States, Mexico and Canada, went into effect. While the NAFTA agreement is widely heralded as a boon to the economies of the three countries, one impact of the agreement was the loss of a large part of El Paso's manufacturing base. In 1994, nearly half of El Paso's 50,000 manufacturing jobs were in the apparel and textile industry. Since January 1994, about 24,000 workers in El Paso have been certified as dislocated by NAFTA. The factories employing these workers closed, laid off employees and re-opened in Mexico or other countries where labor was cheaper.

According to a United States General Accounting Office report titled Trade Adjustment Assistance,

"while El Paso has experienced a net increase in jobs since 1994, these new jobs have required skill levels and language abilities beyond the capacity of most dislocated workers in El Paso, who were Hispanic, female, single heads of household, over the age of 40, with less than a high school education and limited English proficiency. Most had worked for years in the apparel industry, earning relatively good wages and benefits... When their factories closed and relocated abroad, they could not get similar jobs to replace them. At the same time, they were not qualified for the new jobs being created in El Paso, most of which required high school or postsecondary degrees and English proficiency."

The result for these women was chronic unemployment or jobs with wages far below factory salaries, reducing their ability to care for themselves and their families.

Women's Occupations

As in the rest of the nation, women in El Paso predominate in sales and service occupations. Finer occupational distinctions indicate that there are more health and teaching jobs than any other professional-type job, occupations that attract women. (see Figure 8). For the most part, the occupational distribution for women in El Paso is the same as for women

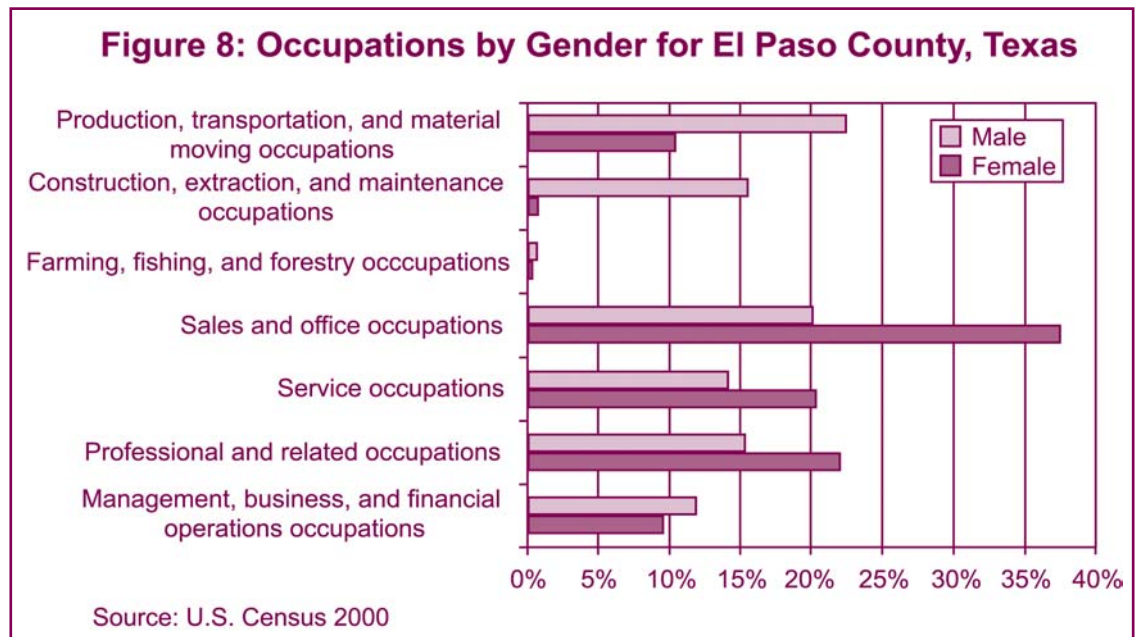
in the rest of the nation. The only exception is for production, transportation and material moving occupations: there are slightly more females in El Paso in these occupations (10%) than females in Texas (6%) or the U.S. (8%).

Still uncalculated for women is the economic and cultural value of unpaid work. This type of work includes raising children, caring for other family members, managing a household and volunteering in communities. Families, churches and social service agencies have long depended on the unpaid, often unnoticed, work of women.

When asked about their attitudes regarding their current occupations, El Paso women on the whole expressed satisfaction with the nature of their work. Most felt their jobs were interesting and meaningful.

Yet despite seemingly high job satisfaction, only 50% of women agreed that they were working in their ideal occupation; 36% stated they would like to change their current occupation.

91% of women surveyed sometimes or always came home exhausted and almost always find their work stressful.



Of the employed women surveyed, 87% said their job was somewhat or very important to meeting day-to-day family expenses. Not surprising, 92% said their job was somewhat or very important to maintaining their lifestyle and meeting their goals and aspirations. Seventy-two percent of the women said they would continue working even if they had enough money to live comfortably for the rest of their lives, a clear indicator that work is also about identity for women.



Women's Businesses

According to the 1997 Economic Census Data, there are **8,405 women-owned firms in El Paso**. Of the 37,597 firms in El Paso 22.3% of them are owned by women. Women-owned businesses in El Paso employ 37,000 people for an annual payroll of half of a billion dollars and have sales and receipts of approximately two billion dollars. Interestingly, the number of women-owned businesses declined between the 1992 and

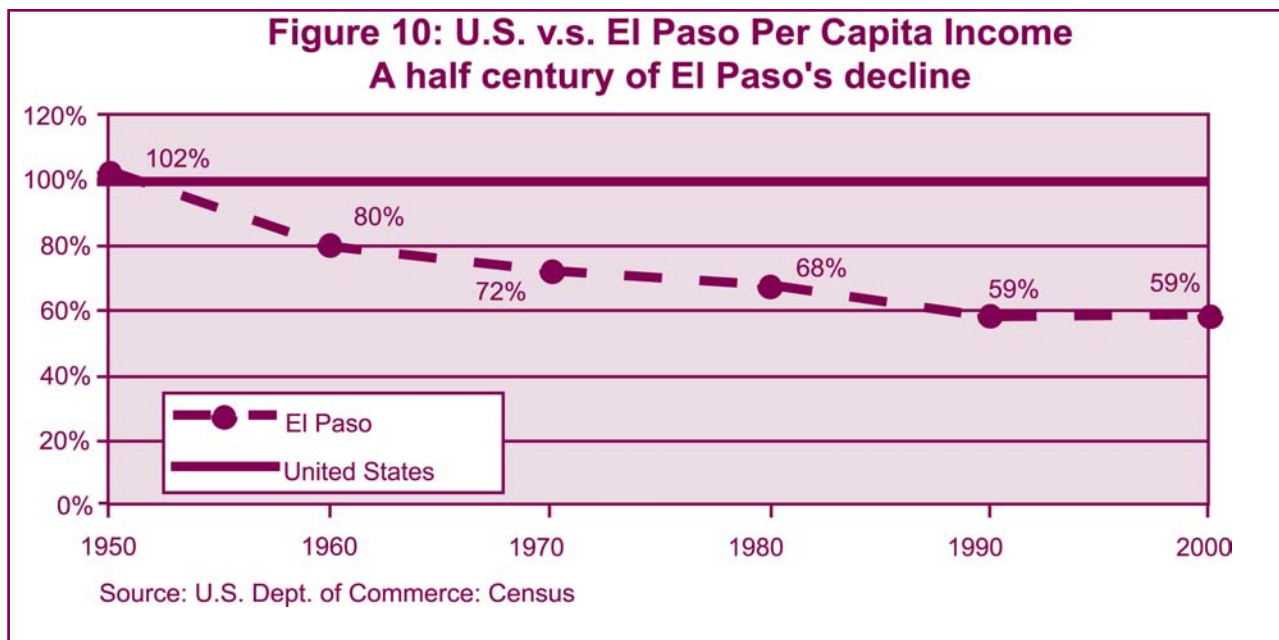
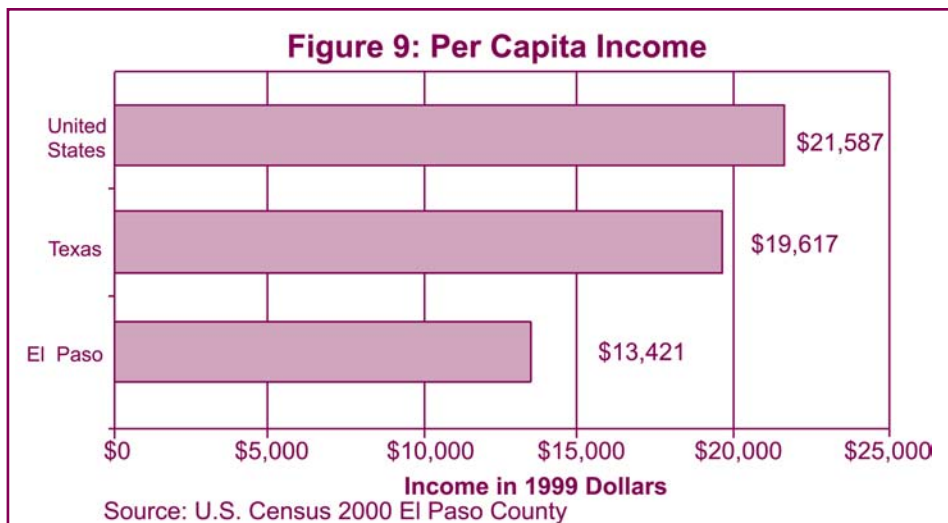


1997 economic census by 165 firms, **while the number of employees employed by women-owned businesses increased dramatically from 10,000 to 37,000, and the sales and receipts reported by women-owned businesses doubled from \$743 million to \$2 billion**. This is a clear indication that women-owned businesses in El Paso are growing and thriving.

To drive this point home, fifty-seven percent of women surveyed who do not own their own business are interested in starting their own business. This desire is stronger for single women with children, 74% of whom indicated that they would be interested in starting their own business. Lack of money, education and time were cited as the top reasons for not doing so.

Income-generating activity outside the government regulatory structure, or informal work, is a significant contributor to family incomes and to the economy in El Paso. This research documented in From Free Trade? Informal Economies at the U.S.-Mexico Border indicated that women and men were equally likely to work informally, but there was a division of labor in the activities they pursued. Women cleaned homes, sold

prepared food, catered meals for large gatherings, and cared for children in their homes, while men were more likely to work in landscaping and construction. Both men and women bought and resold products at flea markets, garage sales and in cross-border trips. The earnings from informal work were paltry compared to the minimum wage on the U.S. side (\$54 a week), but significant on the Mexico side, given Mexico's low minimum wage of less than \$4 per day. Interestingly, women's average earnings from informal work were similar in El Paso and Juárez, but slightly less than Mexican men's informal earnings and only half that of U.S. men's informal earnings (Staudt, 1998).



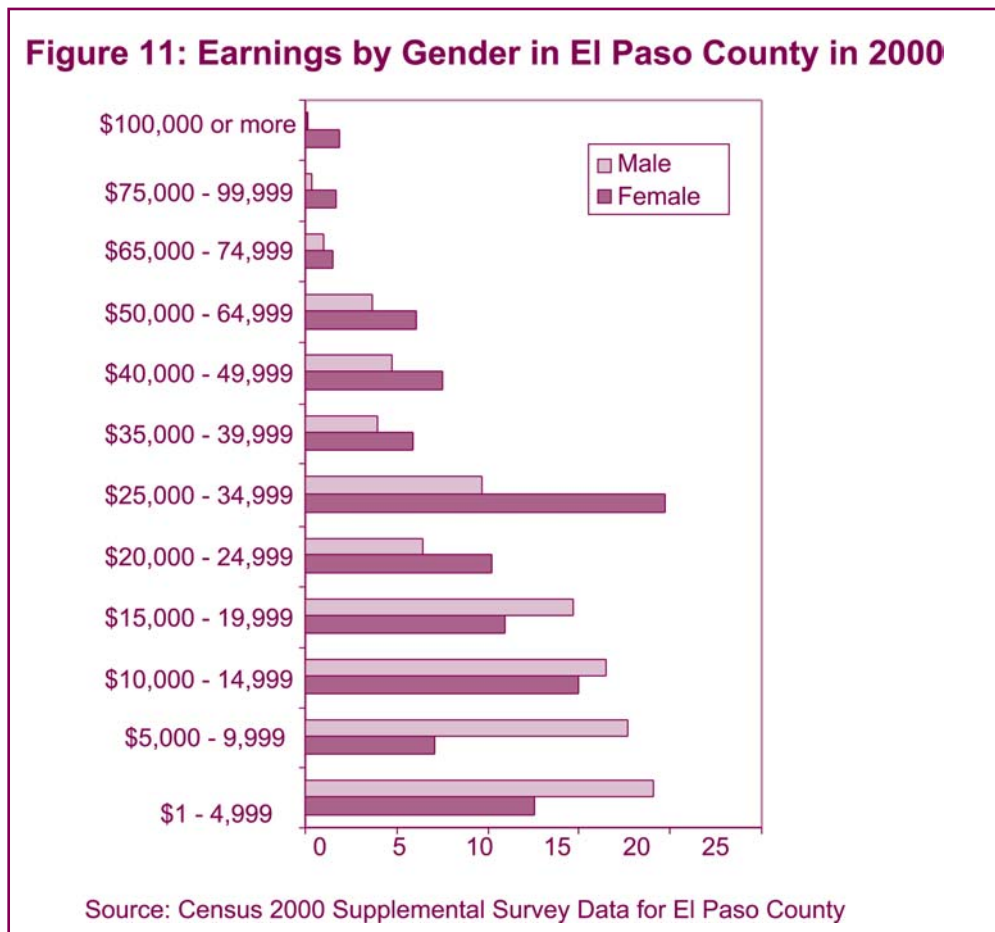
Women's Incomes

Making life extremely challenging for women and girls in El Paso, the per capita income in El Paso County is one of the lowest in the country. In fact, **the per capita income for El Paso is nearly half of the per capita income for Texas and for the U.S.** (see Figure 9). The decline in El Paso's per capita income in the last half century is one of the truest snapshots of this community's decline in regional economic stature and a sad reminder of how undervalued the work performed by El Pasoans has become (see Figure 10).

The number of low-income families as a percentage of the population is also staggering for El Paso when compared to Texas and the U.S. **For example, the percentage of families with an income less than \$20,000 is larger for El Paso County (28%) than for Texas (18%) and the U.S. (15%).** These numbers are much more dramatic when considering single female heads of households. In El Paso, more than one-half (51%) of female householders earn less than \$20,000 as compared to Texas (43%) and the U.S. (40%). This is evident in the responses from the women surveyed in El Paso. Seventy-nine percent of survey respondents reported that it was not easy to find a good paying job in El Paso, and 41% reported feeling pressured to leave El Paso in order to find a job. One of the women in the focus groups said it perfectly, "The wages in El Paso are just too low. Five or six an hour is not enough to cover expenses."

Despite advances for women in the workplace, **the percentage of the population with earnings above \$17,499 is larger for males in every income bracket than for females in El Paso County** (see Figure 11). This is also true for Texas and the United States. Only 51% of survey respondents reported feeling that they were compensated well for the work that they do, and only 57% reported feeling that they were compensated equally with their male counterparts.

Even more troubling is the disparity in incomes when ethnicity is considered. **The median income for Hispanic women in El Paso in 1999 was \$11,314; \$15,922 for Non-Hispanic White women; \$18,234 for Hispanic men; and \$30,594 for Non-Hispanic White men** (1999 Census). This disparity speaks volumes about a deep divide in our community that is rarely addressed publicly. Unless this disparity is addressed honestly and aggressively, the economic future of our community is bleak.



Poverty

El Paso and other Texas border communities remain the very poorest urban areas in the United States. Poverty is defined by the U.S. Census 2000 as \$8,794 per person or \$17,603 for a family of four. **Thirty four thousand families live below the poverty line in El Paso, accounting for 20% of all families in El Paso County.** Female headed households (37%) as opposed to married-couple households (16%) are more likely to be in poverty at the rate of 2:1. The number of families living in poverty increased by 2000 from 1990 to 2000, but decreased as a percentage of the population. In all age groups, females in El Paso are more likely to be poor than in Texas and in the United States.



Living Wage

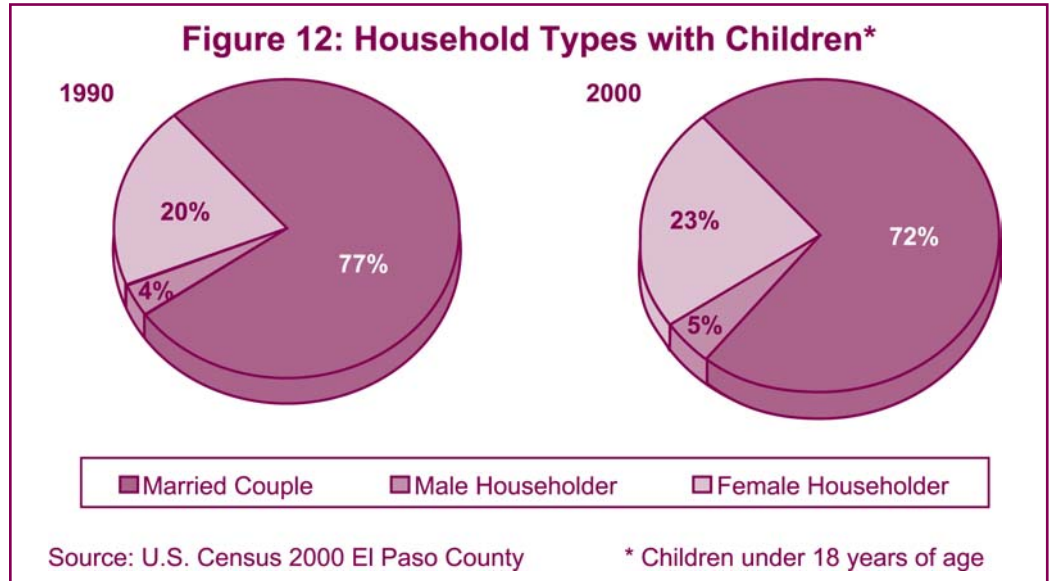
In a report titled, "Making It: What it really takes to live in Texas," the Center for Public Policy Priorities profiled counties in Texas using The Family Security Index. The Index is a benchmark measuring the real income required to provide for families' most essential needs including housing, food, child care, medical, transportation and other necessities. Using the Family Security Index methodology, the **necessary annual income for a family of two parents and two children in El Paso was \$35,131.**

Fifty-two percent of families in El Paso make less than \$35,000. Household hourly income needed to provide this family's essential needs is \$17.76. In El Paso, 167,780 jobs (68% of total employment) pay a median hourly wage of less than \$10. These trends are reflected in women's concerns about financial stability. Forty-eight percent of women reported feeling financially secure, while 33% reported that they did not feel financially secure.

El Paso Women in their Homes

El Paso Households

In El Paso County, there are 210,022 households—79% of which are family households. El Paso tends to have larger families than Texas and the United States. The average family size for El Paso County is 3.7 compared to 3.3 for the State of Texas and 3.2 for the U.S. Of the family households, 45% of them have children under the ages of 18.



As in the rest of the nation, household types are experiencing dramatic shifts. Divorce is on the rise as are female-headed households. There has been a 4% increase in the rate of female-headed households in the last ten years in El Paso. **Female-headed family households account for 38,000 households in El Paso.** This change is also evident in the almost 5% decrease in married-couple households from 1990 to 2000 (see Figure 12). Hispanic females and Black females are twice as likely as Non-Hispanic Whites to be single heads of household (see Figure 13). The difficulties of making a living wage and raising a family are exacerbated for single mothers who are often the sole source for income, domestic chores and care of children. **In El Paso, 39% of households with children under 18 with incomes below poverty level are headed by females.**

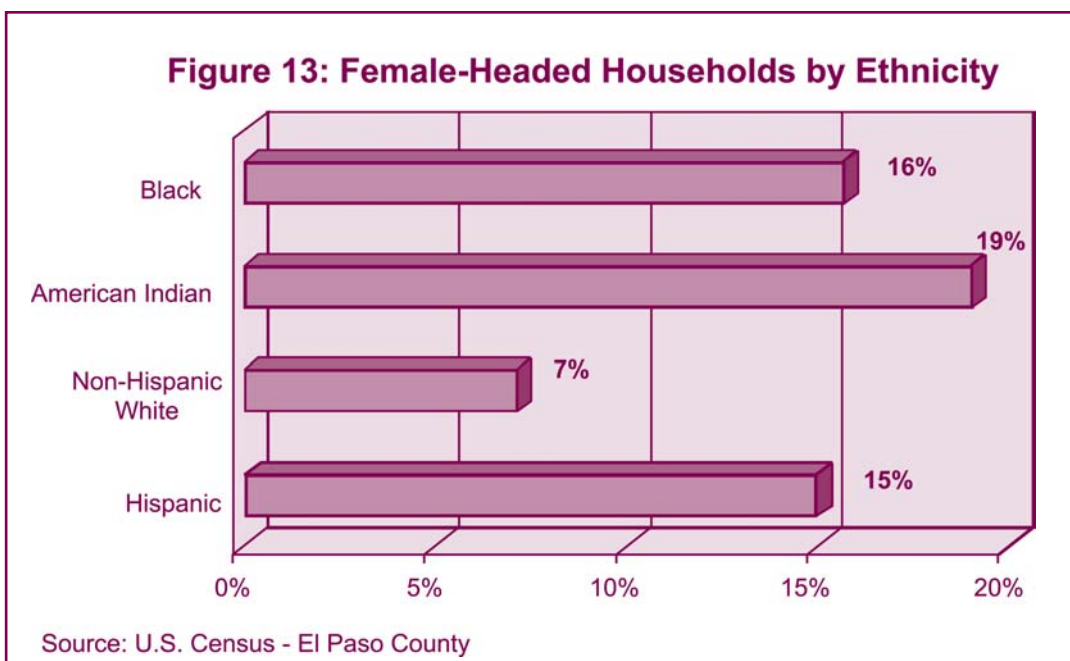
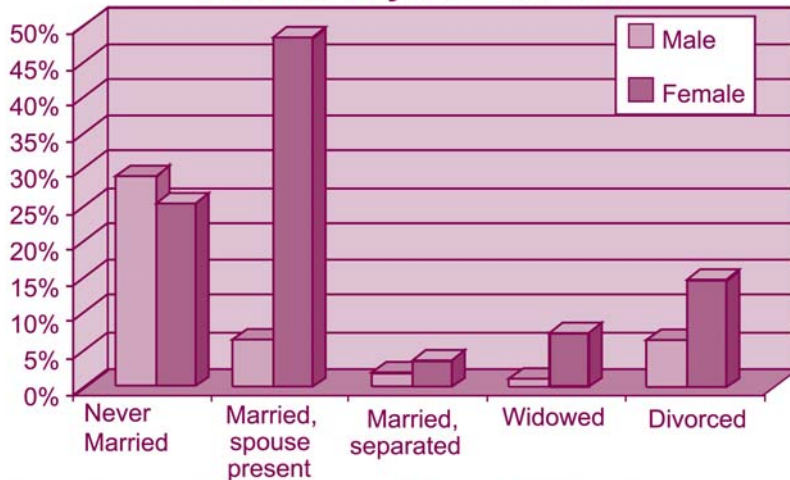


Figure 14: Marital Status by Gender in El Paso County, Persons 15 years and over



Source: Census 2000 Supplemental Survey for El Paso County

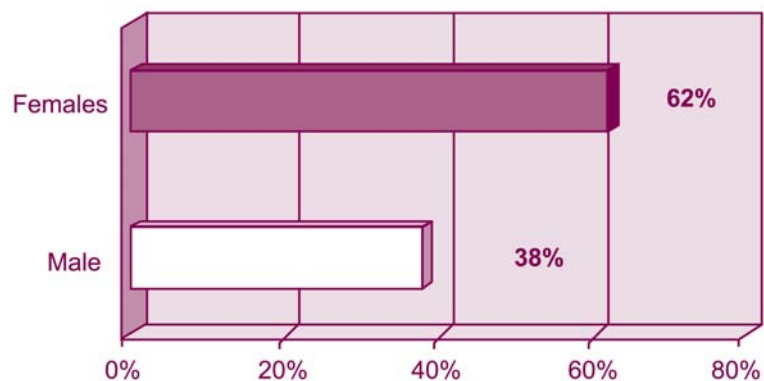
Females over 15 years of age in El Paso are less likely to be married with a spouse present than are males in El Paso. Females over 15 years of age are also more likely to be divorced than males (see Figure 14). The percentage of divorced females increased from 1990 (10%) to 2000 (15%).

The percentage of female householders living alone who are 65 years and older decreased from 1990 (18%) to 2000 (16%). According to a Brookings Institute Report titled "Boomers and Seniors in the Suburbs: Aging

Patterns in Census 2000," **the growth of the 65 and older community in El Paso's outlying communities was 83%, the highest rate in the nation.** The County of El Paso worries about meeting the needs of seniors outside the El Paso city limits where there are few hospitals, nursing homes and retirement communities. Of the senior community living in the outlying areas of El Paso, 53% are female and 15% are living alone.

The percentage of grandparents responsible for their own grandchildren under 18 years of age in households is smaller for El Paso County (30%) than Texas (46%) and the U.S. (42%). The majority of grandparents responsible for the care of their grandchildren are females (see Figure 15). Forty-one percent of grandparents caring for their grandchildren live in poverty.

Figure 15: Grandparents by Gender, Responsible for Own Grandchildren in El Paso



Source: U.S. Census 2000

Housing

Affordable housing has long been a concern in El Paso. Unlike many metropolitan housing markets, the lack of affordable housing in El Paso is less a function of sharp and uncontrollable increases in the price of land and the value of housing units and more a function of the little attending income growth and very low incomes. In the last decade, the median value of owner-occupied housing increased by 52% in the United States and by 40% in Texas. In comparison, El Paso's owner-occupied housing only increased in value by 23%. Incomes in El Paso remained fairly stagnant during this same period. **The median household income in El Paso County (\$31,051) is much less than both Texas (\$39,927) and the United States (\$41,994).**



Affordable housing is defined by the U.S. Department of Housing and Urban Development as housing for which the occupant is paying no more than 30% of his or her gross income on housing costs, including utilities. **In El Paso, 21% of owners and 39% of renters spend more than 30% of their monthly income on housing (Texas State Data Center).** As a percentage of all households, El Pasoans are more likely to spend more than 30% of their income on housing than in Texas and the United States (Texas State Data Center). Spending more than 30% of their income on housing puts families in a precarious financial situation that can sometimes result in foreclosure, eviction and even homelessness. It is estimated that approximately 1,000 men, women and children are homeless each day in El Paso, more than the number of spaces available in the community to serve them (El Paso Coalition for the Homeless).

Despite low incomes, El Paso's homes are still more affordable in comparison to Texas and the United States according to the Texas Real Estate Center. The Center uses an affordability index which is the ratio of median household income to the income required to buy the median-priced home using currently available mortgage financing to compare housing markets in Texas. The Center determined that 60% of households can afford a

median priced home in El Paso, compared to 58% in Texas and 53% in the United States.

Colonias

It is widely believed that the lack of quality affordable housing for families with very modest incomes, no zoning laws in rural areas and opportunistic and predatory land dealings have resulted in the proliferation of colonias in the undeveloped areas of the county of El Paso. Colonias are defined as communities of substandard housing usually lacking water and sewer service, electricity and paved roads. Although state officials and community leaders are working to bring infrastructure to these rapidly growing areas, the need for quality affordable housing continues in the community.

Overcrowding

Another symptom of the lack of affordable housing is overcrowding. Eight-six percent of households have one occupant per room, while 14% have households with more than one occupant per room. This is quite different from Texas where only 9% of households have more than one occupant per room.

Household Responsibilities and Work

Balancing work, home and civic life is increasingly difficult for women. While more women than ever before are in the workforce, they still maintain the bulk of responsibilities for domestic life. **The majority of women surveyed reported that they were mostly responsible for housekeeping, laundry, cooking, grocery-shopping and taking care of children.** Approximately 20% to 30% reported sharing these tasks equally with their spouses, while 15% reported relying on domestic help for housekeeping and 10% reported hiring domestic help for laundry. Married women were more likely to use domestic help than single women and divorced women. In a focus group, one woman laughed after recounting a hectic morning of getting everyone ready for school, "Sometimes I get to work...this is the only place I get to relax."

The majority of women surveyed for this report stated that their spouses were more likely to be responsible for yard work and keeping cars running. Single women with children and divorced women with children obviously maintained responsibility for all tasks in the house, but were more likely than their married counterparts to rely on their older children to care for their other children and pets.

Of employed women, 73% felt somewhat or very successful at balancing work and family life and another 9% felt completely successful. This is despite the fact that most continued to carry the burden of household responsibilities. In focus groups, however, in talking with each other, women indicated that they were overwhelmed by their multiple work and family responsibilities.

While there are no reliable estimates of the number of women domestic workers in El Paso, it is estimated that more than 10% of El Paso homemakers hire domestic help in El Paso (Ruiz, 1987). A large percentage of domestic workers are women who live in Juárez and cross the border to work in El Paso homes. Because of the economic uncertainty and the low wages in Mexico, domestic work in El Paso, even at wages that are sometimes below minimum wage, provides a necessary income for women. Because of the abundance of domestic labor, domestic workers are often not well compensated for their work. Many domestic workers who have worked a lifetime in other's homes are often left without social security because their employers refuse to document and claim the work that has been provided to them by the domestic workers.

Childcare and Work

One of the most difficult issues that mothers struggle with when entering the workforce is the care for their children. While there have been some strides made for women in balancing child care with work, there are still very few flexible options available for working mothers.

Seventy-one percent of survey respondents said that a working mom can establish just as warm and secure of a relationship with her children as a non-working mom. However, 33% of those surveyed believe that a pre-school child is likely to suffer if his or her mother works, while only 45% disagreed with this assertion. Only 11% of women reported placing their children in day care when their children were less than five years of age, 35% reported taking caring care of their pre-school children themselves and 21% reported that family took care of their pre-school children.

The women surveyed reported anxiety and worry over placing their children in day care. The majority of women with children felt guilty leaving their child in a childcare situation, worried about leaving their child in childcare and worried about their childcare provider's training. However, 71% expressed that childcare enables them to work outside the home. As one of the women discussed in a focus group, "You want to feel peace of mind knowing that your children are well taken care of, that there's proper activities going on, and challenges, you know, just stimulating their minds, and encouragement."



Concerns about affordability of child care are mostly linked to income. Forty-one percent of women surveyed stated that the cost of day care was reasonable, while almost as many disagreed. Presently, more than 7,000 children are enrolled in Child Care Services in El Paso, the state-funded program providing child care subsidies for eligible low-income working families. **More than 5,000 children are on the waiting list.** (Upper Rio Grande at Work Child Care Services.) There is not sufficient funding to provide child care for all eligible families. Additionally, El Paso is among the five workforce development areas in Texas (of 27 total workforce development areas) receiving the lowest reimbursement rates for care. This translates into lower wages for child care workers in El Paso compared to other areas of Texas.

Most of the women with children who were surveyed felt secure about their parenting decisions and believed that they were doing a good job as a parent. Even so, **64% think that they would benefit from parenting classes.**

Personal Finances

Nationwide, concern is growing about American's personal finance habits. Fewer Americans are saving, and personal debt is at an all-time high, threatening long term financial stability and the ability to build financial assets for retirement and for unforeseen emergencies. In El Paso, these trends are



further aggravated by low incomes and a large immigrant population that is often unfamiliar or distrustful of traditional financial institutions. For example, a quarter of women surveyed pay their monthly bills with cash, an indication that they don't have a checking account with a bank or credit union.

Financial responsibility

Fifty-one percent of women surveyed reported that they were mostly responsible for keeping track of money; 33% shared this task equally with their spouses and 13% depended on their spouses to be responsible for keeping track of money. Interestingly, 85% of women believed that it was important for women to have their own savings and/or retirement accounts.

Seventy-one percent of women surveyed stated that they had both a savings and checking account, while 14% reported having neither a checking or a savings account. Single women with children are less likely to have a checking or savings account than their counterparts. Only 51% of women said that they were preparing for retirement and only 37% said that they owned stocks, bonds or mutual funds. Married women with children were much more likely than the other women surveyed to be preparing for retirement and to own stocks, bonds or mutual funds.

Personal debt

Personal debt - sometimes financed using high interest loans such as credit cards and quick loans - can threaten a household's financial stability if not properly managed. The average number of credit cards held by women surveyed was three. Twenty percent of the women had between \$1,000 and \$4,999 in credit card debt and 22% had more than \$5,000 in credit card debt. Thirty-four percent felt they were too much in debt, while 48% disagreed with this statement.

The Consumer Credit Counseling Service (CCCS) of the YWCA provides individuals and families with money management and housing counseling and education with the aim of developing a community of wise consumers. Their accredited debt management program served 3,427 in fiscal year 2001-2002. The CCCS found that 56% of people who made the first contact with the debt management services were female. Fifty-three percent of the people that they served were single. On average, clients had two dependents and were 42 years of age. The average outstanding debt for those served was \$18,636.



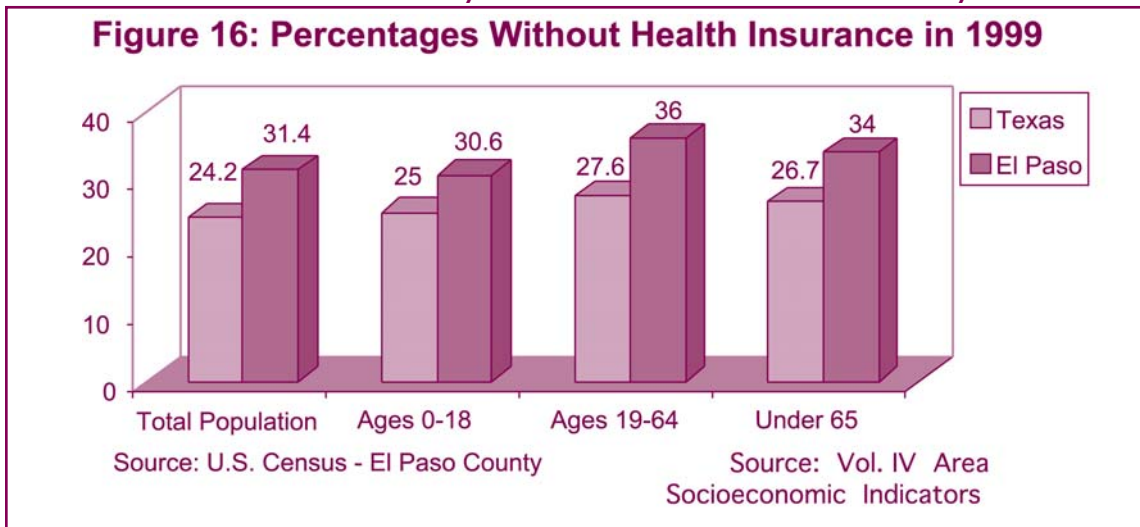
Forty-nine percent of women reported that when they are in a financial bind they use available money in their savings or checking account. Eighteen percent reported going to family or friends when they are in a bind, and 17% use their credit. Eleven percent reported seeking money from a pawn shop or quick-loan shop which can be devastating because the extraordinarily high interest on these loans forces many consumers into a cycle of refinancing these loans again and again until they owe much more money than they originally borrowed.

El Paso Women's Health and Well-Being

Women's Health

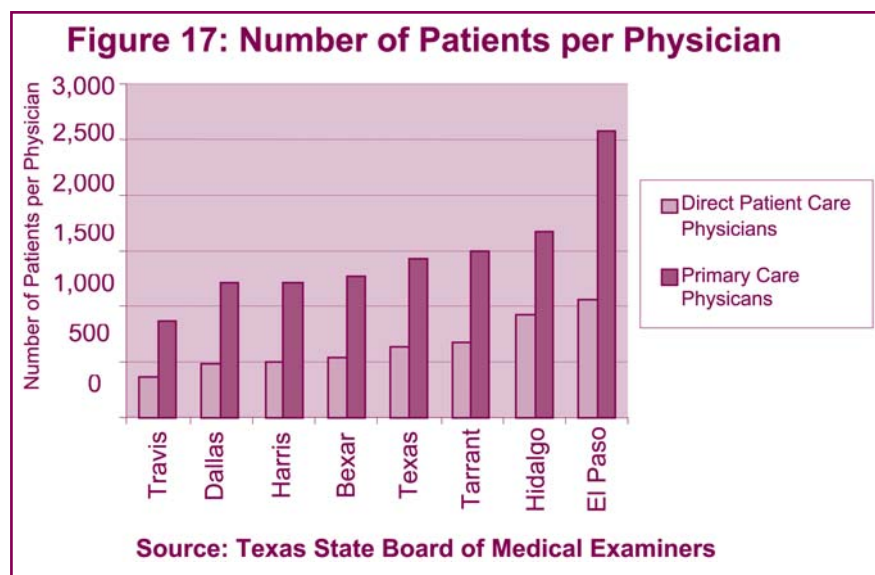
Insurance

Access to health care in El Paso has reached crisis proportions. Thirty-five percent of El Paso's population currently lives without health insurance (see Figure 16). Of the women surveyed with job-based coverage, 36% paid more than \$100 monthly for this insurance. Only 50% of low- and moderate-income families are insured, and more than 120,000 women and children in El Paso receive Medicaid or Children's Health Insurance (Texas Department of Health). Indigent care costs El Pasoans millions of dollars each year. In focus groups many women discussed the distress that medical costs and insurance costs cause their families. For many women these costs consumed any extra household income.



Fifty-two percent of the women surveyed who did not have health insurance reported seeking health services in Juárez, and 19% reported going to the emergency room when they needed medical attention. Twenty-two percent of those surveyed, including those with health insurance, go to Juárez to get prescription medicine.

In El Paso, there are too few doctors serving too many patients (see Figure 17). This means longer waits for service and less time spent with doctors for all El Paso patients regardless of whether they are insured or not.

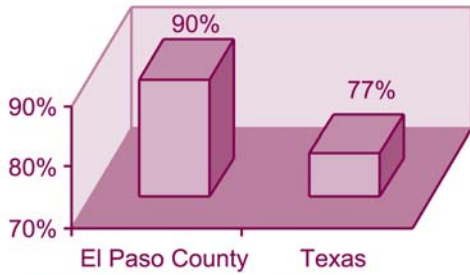


Nativity

Fertility rates are nearly 12% higher in El Paso County than in Texas (see Figure 18). **Yet, nearly 40% of all pregnant women receive late or no prenatal care compared to about 20% in Texas** (see Figure 19). Lack of prenatal care is linked to low-birth-weight babies or babies with complications that could have been detected and treated in utero. As with other medical professions, there are fewer obstetrics/gynecologists serving more patients than in Texas.



Figure 18: Fertility Rates in 1999



Source: Texas Department of Health

Figure 19: Late or no prenatal care in 1999



Source: Texas Department of Health

Teen Pregnancy

Teen pregnancy in El Paso accounted for 6.6% of live births in 2001, compared to 5.4% in Texas. **The pregnancy rate for girls 13 to 17 in El Paso is 34.5 per 1,000 girls, decidedly higher than the state rate of 29.5 per 1,000 girls** (Texas Department of Health). According to the U.S. Department of Health and Human Services, "Teen mothers are less likely than older women to receive timely prenatal care and are more likely to have no prenatal care at all. They are also more likely to smoke and less likely to gain adequate weight during pregnancy. These risk factors place babies born to teenagers at an elevated risk of low birth weight (less than 2,500 grams), of serious disability, and of dying during the first year of life."





Unmarried mothers accounted for 33.8% of all births compared to 30.6% in Texas (Texas Department of Health). **Forty-six percent of unmarried mothers in El Paso have less than a high school diploma**, making it extremely difficult for them to provide for their families in an appropriate manner.

Teen Pregnancy Time Clock

In Texas...

1 out of 30 teenage girls (ages 13-17) gets pregnant.

1 out of 38 teenage girls (ages 13-17) gives birth.

Every 10 hours, a 14-year-old girl gets pregnant.

Every 3 hours, a 15-year-old girl gets pregnant.

Every hour, a 16-year-old girl gets pregnant.

Every 50 minutes, a 17-year-old girl gets pregnant.

Source: Texas Department of Health

Communicable Diseases

El Pasoans are more likely to contract Tuberculosis than other Texans, but are about **ten times less likely to contract sexually transmitted diseases such as Gonorrhea, and Chlamydia**. AIDS, Hepatitis A and Chickenpox are also contracted at lower rates in El Paso than in Texas (Texas Department of Health).

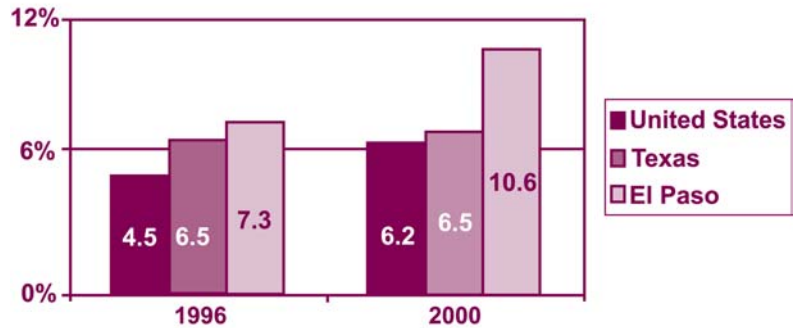
Chronic Diseases

According to the Pan American Health Organization, **the rate of diabetes in El Paso is 13%, twice as high as the national average**. Hispanics have a genetic predisposition to diabetes, but it is believed that cultural factors such as nutrition and exercise are contributing factors to the high rate of diabetes in El Paso (see Figure 20). A 2002 Paso del Norte Health Foundation study found that at least **17% of elementary-school students in El Paso have diabetes**.

Mortality

Mortality rates in El Paso follow Texas and U.S. trends. For example, the mortality rate for female breast cancer is 25.0 per 100,000 compared to 25.3 for the state of Texas (National Vital Statistics). **The mortality rate for diabetes in El Paso is 47.7 per 100,000 people compared to just 31.1 in the state of Texas** (see Figure 21).

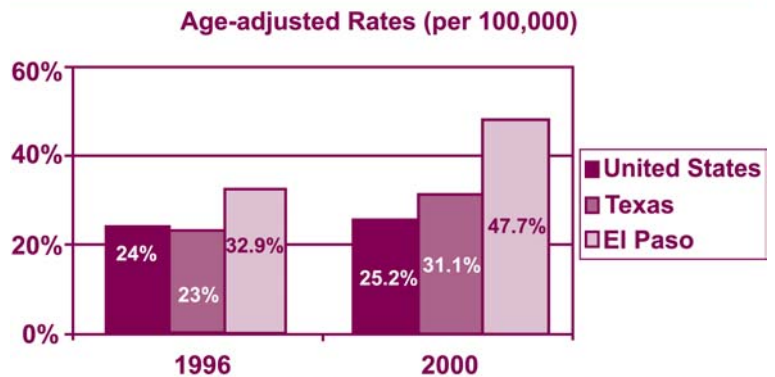
Figure 20: Diabetes Prevalence 1996-2000



Behavioral Risk Factor Survey

Source: Paso del Norte Health Foundation Survey; Texas DOH

Figure 21: Diabetes Death Rates 1996-2000



Source: National Vital Stats Reports 2001-2002

Healthy Habits

Healthy habits are the foundation of good health in a community. Nutrition and exercise are growing public health concerns in El Paso and the nation. When asked about habits that impact health such as exercise, smoking, and drinking of alcoholic beverages, a large majority of the women surveyed reported healthy habits such as regular exercise, never or rarely drinking alcohol and never or rarely smoking cigarettes. Thirty-one percent of the women reported drinking regularly, while 12% reported drinking regularly as a response to stress. Eleven percent reported smoking regularly and 7% reported smoking everyday. Only 3% reported using illicit drugs everyday.

Women's Safety

El Paso is ranked as the third-safest city of its size in the nation by the Morgan Quitno Research Company. El Paso's crime rate, including violent crimes and property crimes, has dropped to the lowest it has been in more than 20 years. Overall crime rates were down by 16% in 2001, and the majority of women surveyed reported that they felt safe in their neighborhoods.


Despite gains in fighting crime, domestic violence remains a prevalent and insidious force in our community. The Domestic Violence Division of the El Paso Police Department reports that domestic violence calls are the second highest number of calls into emergency dispatchers behind hang up calls.

Approximately 28,000 calls are received each year by the El Paso Police Department asking them to respond to domestic disturbances. Of these calls, about 5,800 result in domestic violence investigations and approximately 2,900 arrests. This results in only 1 in 10 arrests from calls. About 80% of women who were surveyed reported feeling safe from violence in their homes and their personal relationships. Women, who were divorced with children, deviated from this trend with 70% reporting that they felt safe from violence in their homes and in their relationships.

Eighty percent of the victims of domestic violence in El Paso are women, compared to 95% nationally (Center Against Family Violence). In 17% of the domestic violence investigations, a firearm, a knife or other dangerous weapon is used (El Paso Police Department). Although El Paso has one of the lowest murder rates in Texas, **domestic violence related deaths make up approximately 39% of murders each year (El Paso Police Department).**

Sexual assault is also of concern to women in El Paso. The forcible rape rate in El Paso is 35.22 per 100,000 people compared to the national rate of 36.47 per 100,000. As with domestic violence, a full understanding of its impact in a community is not available because so many cases are not reported. The Center Against Family Violence estimates that only 10% of cases of family violence are actually reported.

Fear and shame keep many women from reporting these crimes to the authorities. No doubt that in El Paso, this is further aggravated by women's residency status. Often immigrant women with no residency status who are the victims of domestic violence or sexual assault are kept silent by their attacker saying that they will report them to the Immigration and Naturalization Service (INS) if they speak out against the violence. Although the Violence Against Women Act specifically addresses the fear that this holds for immigrant women, few women know about the provisions in the law that can protect them.



Women's Well-Being

Women's self-esteem and sense of well-being are reflections of cultural expectations about their role in society and in the home, balanced by their own expectations of themselves and the society in which they live. Women's sense of well-being is further complicated by demanding lives packed full with responsibilities to job, family, community and self that often leaves little time for self-reflection and self-fulfillment.

Forty-seven percent of women surveyed felt like they had enough time to relax, while 32% stated that they didn't have enough time. Single women with no children were more likely to express having enough time to relax than other women in the survey. Seventy-six percent of respondents said that spirituality was an important part of their lives, while only 52% stated that religious beliefs determined their decisions.

Self-determination

Perhaps unlike their mothers or grandmothers, the majority of the women surveyed stated that they did not feel pressured to get married or have children. These attitudes about women's ability to determine their own future have changed slowly over the last several generations. In speaking of advice from her mother, a woman in a focus group said, "My mom didn't see an education for me. She always told me that I was going to be a



good mother or a good wife and a good housekeeper and that's it...that's all she told me I was worth." An attitude change is clear from this advice given to a daughter from another woman in the focus groups, "My best advice to her is 'Do not get married. Pursue your career, go to college, explore life, go see it and then think about a family.'"

Sense of self

Discrimination and unrealistic cultural expectations can have a debilitating effect on the way that a woman values herself. Fifty-two percent of the women surveyed felt happy with their appearance, while 26% did not. Thirty-eight percent agreed that they felt like they were on a never-ending diet, while 35% disagreed.

Support

Of the women surveyed, 74% of the women reported that they look to family as a source of support. Only 19% reported feeling lonely, although this percentage was higher for women who were single with children and single with no children. Only 2% of women married women with children reported being lonely. Eighty percent of women said that they had a strong support system of friends and family to comfort and help them. This support seems to be lower for single women with children, 58% of whom report having a strong support system.

Women in the El Paso Community

Women's participation in the civic and political arena is critical to El Paso's future. Women's perspectives and women's strengths add depth, complexity and new thinking to critical issues facing our community. When women's voices are missing, excluded or not heard, our community suffers.

Civic and Political Participation and Leadership

Voting

More than 50% of El Paso's population is registered to vote. Women make up half of these registered voters. Yet the rate of voting by men and women in this community does not equal the great need for representation. Voter turnout in El Paso varies by election but has been as low as 5% of registered voters (El Paso County Elections Department). As with the general population, women in El Paso are more likely to vote in the Democratic primaries than in the Republican primaries (El Paso County Elections Department).



Civic Organizations

Seventy-two percent of women surveyed for this report would like to be involved in the community. The vast majority also believe it is very important to be involved in civic and school organizations and to voice opinions and ideas at school and work. However, 22% of the women stated that they don't get involved because they don't feel comfortable voicing their opinions and ideas, and **30% of women felt that women's issues were not well represented in the El Paso community.**



A review of ten boards of influential civic organizations and commissions in El Paso at the end of 2003 showed that only 23% of their membership were women. This is a considerable challenge recognizing that women represent 51% of El Paso's community. There was only one board whose membership accurately reflected the gender make up of the El Paso community - the Black Chamber of Commerce has six women and six men sitting on its Board of Directors.

Educational Organizations

El Paso women contribute extensively to educational governance and schools, from their service on elected school boards to their involvement and engagement on individual campuses. In El Paso's nine independent school districts, each of which elects a seven-member board of trustees, women comprise over a third of trustees.

In parent involvement and engagement efforts, mothers bridge the school-home connections. Women predominate as leaders and members of Parent-Teacher Associations and Organizations.

Political Representation

Although women represent just more than half of voters, they are sadly underrepresented in elected positions. At the end of 2003, **only 31% of local elected officials are women** (El Paso County Elections Department, List of Elected Officials). El Paso also has very little history of female leadership in critical and powerful elected positions. In 1989, El Paso elected its first and only female mayor, Suzanne S. Azar. In 1990, El Paso elected its first female County Judge, Alicia Chacon. Judge Dolores Briones, now serving her second term, is the second female county judge elected in El Paso. Women who were surveyed reported a lot of confidence in the future of female leadership in this country: 61% felt that there would be a female President in their lifetime.



Conclusion

The women of El Paso contain brilliant strength, determination and imagination. For so long, they have built beauty, joy and plenty from the scarce resources of this region. But they continue to live in poverty and without the resources they need to improve significantly their lives and the lives of their families. ***It is time to invest in El Paso women and girls.***

El Paso Portraits: Women's Lives, Potentials and Opportunities was created to provide applied research to non-profit organizations and public-policy makers to help them develop the resources, programs and policies needed to improve the lives of women and girls in our community.

The Women's Fund of El Paso, Inc. was created as a direct result of the research provided in this report to invest in the economic future of El Paso women. Your investment in the Women's Fund of El Paso - and other organizations that serve women and their families - will significantly improve the landscape of El Paso and of El Paso women and girls for generations to come.

Acknowledgments

This report is the result of a three-year collaboration between the YWCA El Paso Del Norte Region (YWCA) and the University of Texas at El Paso (UTEP). Funding from the Center for Border Health Research of the Paso Del Norte Health Foundation made the research possible with additional support for student interns from the Kellogg Foundation and U.S. Department of Housing and Urban Development. Funding from Las Palmas Del Sol Regional Healthcare Network, International Outsourcing Services and El Paso First made printing and distribution of this report possible.

The authors would like to recognize and thank a number of key people for their vision, time and commitment especially Tania Schwartz, volunteer, Junior League of El Paso and YWCA; Sudy Todd, volunteer, Junior League of El Paso and YWCA; and Dr. Kathy Staudt, Director, UTEP Center for Civic Engagement. Additional thanks for help and support to Rosa Moreno-Mahoney, UTEP Research Assistant, Marissa Chavez, YWCA Research Assistant, Jamaica Reyes, YWCA Research Assistant, Esther Villa, YWCA Research Assistant, Brenda Thomas, UTEP Intern, Whitney Snow, Coronado High School student, and dozens more UTEP students. The team also received key insight and support from Dr. Cheryl Howard, UTEP Sociology Department, and Carla Cardoza and Azuri Ruiz with the UTEP Center for Civic Engagement.

Special recognition goes to the YWCA board of directors and staff; Cindy Nance, YWCA Chief Executive Officer; Myrna Deckert, former YWCA Chief Executive Officer; Dr. Diana Natalicio, UTEP President; Ann Pauli, Paso Del Norte Health Foundation Executive Director; and the Junior League of El Paso, Inc., for recognizing and supporting the need for such work.

Additional thanks to Susannah Mississippi Byrd of Moxie Communications and Consulting for writing and editing; Diana Molina, for photography; and Andy Perez, YWCA Graphic Artist, for layout and design.

About The Authors

Manuela Romero, Ph.D., is the internal evaluator for the UTEP ADVANCE grant and an Assistant Professor in the Department of Sociology and Anthropology. Her primary research interest is inequality at the organizational level (i.e., the promotion of women and minorities in corporate settings) and how corporate policies (both written and unwritten) and corporate climate affect career outcomes. She has consulted for various types of organizations with respect to organizational climate, promotion studies and with designing and tracking of data to understand issues of promotion and climate. She has extensive experience in research design, implementation and evaluation and with designing and manipulating large data sets. She received her Ph.D. and M.A. from Stanford University.

Tracy Yellen is the Campaign Director for the YWCA of the USA/Global Campaign to raise funds for the leadership development of women and girls through the work of YWCAs worldwide. Previously, Tracy served as Development Director for the YWCA El Paso Del Norte Region where she was responsible for fundraising, housing development, and new program development for programs involving leadership, children's health insurance, youth programming and branch expansion. Tracy earned her Bachelor of Arts Degree in International Studies from The Johns Hopkins University. She earned a Masters in Public Administration from the University of Texas at El Paso.

Data Sources

The sources of data and research methods include the collection and analysis of publicly available demographic data; collection and analysis of surveys completed by a cross section of women and girls in the community; and 20 focus groups, including a cross section of women and girls in the area.

Area Socioeconomic Indicators Vol.IV

"America's Fattest Cities 2003," Men's Fitness,
(<http://www.mensfitness.com/mens/superfeat/010203/ranking.html>).

"By the Day or the Week: Mexicana Domestic Workers in El Paso," WOMEN ON THE U.S.-MEXICO BORDER: RESPONSES TO CHANGE, Eds. Vicki L. Ruiz and Susan Tiano (Boston: Allen & Unwin, 1987), pp 61-76.

Center Against Family Violence (<http://www.epcfv.org/aboutus.sstg>).

Compiled Reports from the Domestic Violence Division of the El Paso Police Department and interviews with Officer Liz Puga, head of the Division, El Paso Police Headquarters, 911 N. Raynor St., El Paso, TX 79903, 915-564-7365.

Consumer Credit Counseling Service of the El Paso Young Women's Christian Association, 1918 Texas, El Paso, Texas 79901, 915- 533-7475.

El Paso County Elections Department (<http://www.co.el-paso.tx.us/elections/default.htm>), County of El Paso, 500 E. San Antonio, El Paso, TX 79901. 915-546-2154.

Fronteras No Mas: Toward Social Justice at the U.S.-Mexico Border, Kathleen Staudt and Irasema Coronado (NY: Palgrave, 2002.)

FREE TRADE? INFORMAL ECONOMIES AT THE U.S.-MEXICO BORDER, Kathleen Staudt (Philadelphia: Temple University Press, 1998.)

Institute for Policy and Economic Development, The University of Texas at El Paso, Educational Trends and Income in El Paso: A Longitudinal Perspective (El Paso, Texas, August 2001), p.40.

"Making It: What it really takes to live in Texas," Family Security Index, Center for Public Policy Priorities, November 8, 2001. (<http://www.cppp.org/products/fsi.html>)

National Vital Stats Report 2001-2002 (<http://www.cdc.gov/nchs/births.htm>)

Paso del Norte Health Foundation Survey (<http://www.pdnhf.org/>)

Pan American Health Organization (<http://www.paho.org/>)

Texas Department of Health (<http://www.tdh.state.tx.us/>)

Texas Education Agency (<http://www.tea.state.tx.us/>)

Texas Real Estate Center (<http://recenter.tamu.edu/>)

Texas State Board of Medical Examiners (<http://www.tsbme.state.tx.us/>)

Texas State Data Center (<http://txsdc.tamu.edu/>)

Texas Workforce Commission (<http://www.twc.state.tx.us/>)

"Trade Adjustment Assistance, Experiences of Six Trade-Impacted Communities," United States General Accounting Office, GAO-01-838.

United States Department of Commerce (<http://www.commerce.gov/>)

United States Census Data, 1990 and 2000 (www.census.gov)

"The Burden of Chronic Disease in the US/Mexico Border, Public Policy Implications," Juan Carlos Zevallos, M.D., Director, Diabetes Research Center, Texas Tech University Health Science Center-El Paso, San Diego, April 2003 (<http://www.ncsl.org/programs/health/juan/Juan.PPT>)

United States Economic Census, 1992, 1997 (<http://www.census.gov/epcd/www/econ97.html>)

R E S O U R C E S F O R W O M E N

LEARN MORE ABOUT HOW YOU CAN INVEST YOUR TIME AND RESOURCES IN WOMEN IN EL PASO BY CONTACTING ANY OF THE ORGANIZATIONS BELOW.

The Women's Fund of El Paso, Inc. was established in July 2004 to invest in the economic future of women and girls in El Paso.

Address: P.O. Box 221374 El Paso, Texas 79913
Telephone: (915) 532-4673
Website: www.womensfundofelpaso.org

YWCA El Paso Del Norte Region is an association of members dedicated to building community by being intentionally diverse, providing high quality programs and services, and advocating and supporting women and girls to help them reach their full potential.

Address: 1918 Texas Avenue, El Paso, Texas 79901
Telephone: (915) 533-2311
Website: www.ywcaelpaso.org

Center for Civic Engagement of the University of Texas at El Paso is committed to civic capacity building and community-based teaching and learning, linking students, faculty members and community organizations.

Address: Benedict Hall, 1st Floor, University of Texas at El Paso, 500 W. University, El Paso, Texas 79968
Telephone: (915) 747-7969
Website: www.utep.edu/cce

Paso del Norte Community Resource Center is a one-stop shop for non-profit and community organizations. It offers a variety of capacity building workshops and conferences on topics such as grant-writing, board development, legal and accounting tools, and strategic planning.

Address: 1812 Hunter, El Paso, Texas 79925
Telephone: (915) 590-1333
Website: www.elpasoresourcecenter.org

El Paso Portraits: Women's Health



PHOTOGRAPHY BY: DIANA MOLINA

COPY WRITING AND EDITING BY: SUSANNAH MISSISSIPPI BYRD

DESIGN BY: ANDY PEREZ YWCA EL PASO DEL NORTE REGION



CENTER
FOR BORDER
HEALTH
RESEARCH

EL PASO FIRST
healthplans, inc.



PASO DEL NORTE HEALTH
FOUNDATION

Better Health, Better Lives, A Better Community.



Las Palmas & Del Sol
HEALTHCARE